

Catalogue

UNIVERSAL TERMINAL BLOCKS ETB

Universal ETB terminal blocks have a large range of connectors (2.5 ÷ 240 mm²) with possible inputs 2, 4, 6. Terminal block with rated cross section 50 mm² we also offer in a 3-pole design. The terminals are composed of an electro-conductive part and insulating cover. Terminals are made of an aluminum alloy and tin-plated. Connections can be made with aluminum and copper conductors. Insulating properties ensure the cover made of polyamide (PA). Terminal blocks can be clamping on the DIN Rail TH 35 ČSN EN 60 715, type ETB 240/1, ETB 240/1x2 and ETB 240/1x3 can be using only on the plate. Universal terminal blocks ETB are testing by Ente Certificazione Macchine Srl according to EN 61238-1 and EN 60947-7-1.



Construction

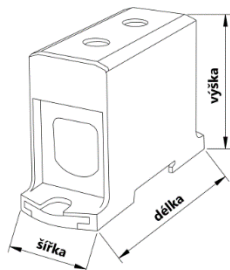
The insulating part of the universal terminals of the ETB series is made of polyamide PA 6.6, flammability V2, halogen-free. Terminals are made of an aluminium alloy and tin-plated. The terminal is in the shape of a profile and its lower part is specially milled and grooved to prevent the wire from being pulled out. The screws are made of tin-plated aluminum and the contact part is coated with contact paste. A slot of head is drilled for the use of a hexagon socket wrench. The maximum operating temperature is +80 °C.

Using

After stripping, conductors are attached to the terminals using a screw connection. The screw is tightened with a hex key (inbus), using size 4, 5, 6 or 8 according to the type of the terminal. The screw touches the conductor, therefore is necessary to use ferrule for stranded conductors. The attachment part of the screw is specifically shaped for better tightening of the attached conductor. The terminals can be installed on the DIN Rail TH 35 (except size 240), bigger size of terminal blocks you can attach on the plate (see the tables with technical parameters). ETB clamping on the DIN rail is done with end clamps RSA L35 or RSA L35-2 (bigger conductor cross section).




Main parameters

- Conductor cross section: 16 ÷ 240 mm²
- Operating temperature max. +80 °C
- Insulating body: Polyamid PA 6.6, combustibility V2 without halogen
- Pollution degree: 3
- Protection: IP 20
- Clamping on the DIN Rails TH 35, except the size 240 (for ETB 95 and a bigger size you can use the plate)
- Tool: Inbus
- Terminals are suitable for connecting copper and aluminium wires
- Colors: grey, blue and yellow-green
- Testing: EN 61238-1 and EN 60947-7-1

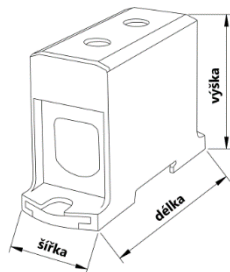

ETB 16/1

ETB 35/1

ETB 50/1




Rated cross-section [mm ²]	16	35	50	
Rated current [A] (Cu/Al)	85 / 85	135 / 120	160 / 145	
Short-time withstand current [A]	1 920	4 200	6 000	
Rated voltage [V]	1 000	1 000	1 000	
Rated impulse withstand voltage U _{imp} [V]	6 000	6 000	6 000	
Connectivity range [mm ²]	Solid conductor	1,5 ÷ 16	6 ÷ 16	2,5 ÷ 16
	Stranded conductor	16	6 ÷ 35	2,5 ÷ 50
	Finely stranded conductor	1,5 ÷ 16	6 ÷ 25	4 ÷ 35
	2 x Solid conductor	1,5 ÷ 6	6 ÷ 16	2,5 ÷ 16
	2 x Stranded conductor	-	6 ÷ 16	2,5 ÷ 25
	2 x Finely stranded conductor	1,5 ÷ 6	6 ÷ 10	4 ÷ 16
	3 x Solid conductor	1,5 ÷ 4	6 ÷ 10	2,5 ÷ 16
	3 x Stranded conductor	-	-	16
Tightening torque [Nm]	1,5 (1,5 mm ²)	-	-	
	3,5 (2,5 ÷ 6 mm ²)	3,5 (2,5 ÷ 16 mm ²)	4 (2,5 ÷ 4 mm ²)	
	7 (10 ÷ 16 mm ²)	6 (25 ÷ 35 mm ²)	10 (6 ÷ 50 mm ²)	
Tool	Inbus n. 4	Inbus n. 4	Inbus n. 5	
Assembly method	TH 35	TH 35	TH 35	
IP	20	20	20	
Operating temperature [°C]	< 80	< 80	< 80	
Number of clamping points per level	2	2	2	
Number of poles	1	1	1	
Number of levels	1	1	1	
End cover plate required	NO	NO	NO	
Testing	EN 60947-7-1	EN 60947-7-1	EN 61238-1 / EN 60947-7-1	
Dimensions [mm] (width / height / length)	13,5 / 40 / 42	16 / 40 / 46	17,8 / 43 / 49	
Weight [g] [g]	15	24	35	
Packing [pcs]	1	1	1	
Order number [1 pcs]	 UK1016.21	UK1035.21	UK1050.21	
	 UK1016.12	UK1035.12	UK1050.12	
	 UK1016.24	UK1035.24	UK1050.24	



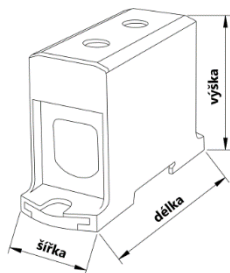

ETB 95/1




ETB 150/1

ETB 240/1

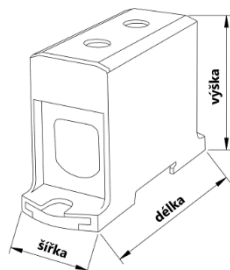
Rated cross-section [mm ²]	95	150	240	
Rated current [A] (Cu/Al)	245 / 220	320 / 290	425 / 380	
Short-time withstand current [A]	11 400	18 000	28 800	
Rated voltage [V]	1 000	1 000	1 000	
Rated impulse withstand voltage Uimp [V]	6 000	6 000	6 000	
Connectivity range [mm ²]	Solid conductor	16	-	-
	Stranded conductor	16 ÷ 95	35 ÷ 150	35 ÷ 240
	Finely stranded conductor	16 ÷ 70	35 ÷ 120	35 ÷ 185
	2 x Solid conductor	16	-	-
	2 x Stranded conductor	16 ÷ 35	35 ÷ 70	35 ÷ 95
	2 x Finely stranded conductor	16 ÷ 35	35 ÷ 70	35 ÷ 95
	3 x Solid conductor	16	-	-
	3 x Stranded conductor	16 ÷ 25	35 ÷ 50	35 ÷ 50
Tightening torque [Nm]	14 (16 ÷ 95 mm ²)	14 (35 ÷ 95 mm ²)	14 (35 ÷ 70 mm ²)	
	-	24 (120 ÷ 150 mm ²)	40 (95 ÷ 240 mm ²)	
Tool	Inbus n. 5	Inbus n. 8	Inbus n. 8	
Assembly method	TH 35 / on the plate	TH 35 / on the plate	On the plate	
IP	20	20	20	
Operating temperature [°C]	< 80	< 80	< 80	
Number of clamping points per level	2	2	2	
Number of poles	1	1	1	
Number of levels	1	1	1	
End cover plate required	NO	NO	NO	
Testing	EN 61238-1 / EN 60947-7-1	EN 61238-1 / EN 60947-7-1	EN 61238-1 / EN 60947-7-1	
Dimensions [mm] (width / height / length)	24 / 49 / 86	29,5 / 59 / 95	37,5 / 67 / 130	
Weight [g] [g]	90	160	305	
Packing [pcs]	1	1	1	
Order number [1 pcs]		UK1095.21	UK1150.21	UK1240.21
		UK1095.12	UK1150.12	UK1240.12
		UK1095.24	UK1150.24	UK1240.24







ETB 35/1x2
ETB 50/1x2
ETB 95/1x2

Rated cross-section [mm ²]	2 x 35	2 x 50	2 x 95
Rated current [A] (Cu/Al)	270 / 240	320 / 290	490 / 440
Short-time withstand current [A]	4 200	6 000	11 400
Rated voltage [V]	1 000	1 000	1 000
Rated impulse withstand voltage Uimp [V]	6 000	6 000	6 000
Connectivity range [mm ²]	Solid conductor	6 ÷ 16	2,5 ÷ 16
	Stranded conductor	6 ÷ 35	2,5 ÷ 50
	Finely stranded conductor	6 ÷ 25	4 ÷ 35
	2 x Solid conductor	6 ÷ 16	2,5 ÷ 16
	2 x Stranded conductor	6 ÷ 16	2,5 ÷ 25
	2 x Finely stranded conductor	6 ÷ 10	4 ÷ 16
3 x Solid conductor	6 ÷ 10	2,5 ÷ 16	16
3 x Stranded conductor	-	16	16 ÷ 25
Tightening torque [Nm]	3,5 (2,5 ÷ 6 mm ²)	4 (2,5 ÷ 4 mm ²)	-
	6 (25 ÷ 35 mm ²)	10 (6 ÷ 50 mm ²)	14 (16 ÷ 95 mm ²)
Tool	Inbus n. 4	Inbus n. 5	Inbus n. 5
Assembly method	TH 35	TH 35	TH 35 / on the plate
IP	20	20	20
Operating temperature [°C]	< 80	< 80	< 80
Number of clamping points per level	4	4	4
Number of poles	1	1	1
Number of levels	1	1	1
End cover plate required	NO	NO	NO
Testing	EN 60947-7-1	EN 61238-1 / EN 60947-7-1	EN 61238-1 / EN 60947-7-1
Dimensions [mm] (width / height / length)	27 / 40 / 46	29,8 / 43 / 49	42 / 49 / 86
Weight [g] [g]	44	60	165
Packing [pcs]	1	1	1
Order number [1 pcs]		UK2035.21	UK2050.21
		UK2035.12	UK2050.12
		UK2035.24	UK2050.24

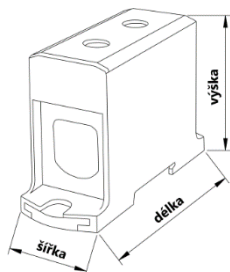






ETB 150/1x2

ETB 240/1x2

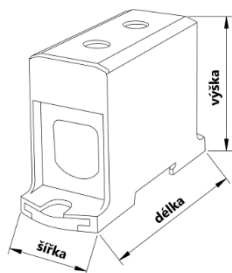
Rated cross-section [mm ²]	2 x 150	2 x 240
Rated current [A] (Cu/Al)	640 / 580	850 / 760
Short-time withstand current [A]	18 000	28 800
Rated voltage [V]	1 000	1 000
Rated impulse withstand voltage Uimp [V]	6 000	6 000
Connectivity range [mm ²]	Solid conductor	-
	Stranded conductor	35 ÷ 150
	Finely stranded conductor	35 ÷ 120
	2 x Solid conductor	-
	2 x Stranded conductor	35 ÷ 70
	2 x Finely stranded conductor	35 ÷ 70
	3 x Solid conductor	-
	3 x Stranded conductor	35 ÷ 50
Tightening torque [Nm]	14 (35 ÷ 95 mm ²)	14 (35 ÷ 70 mm ²)
	24 (120 ÷ 150 mm ²)	40 (95 ÷ 240 mm ²)
Tool	Inbus n. 8	Inbus n. 8
Assembly method	TH 35 / on the plate	On the plate
IP	20	20
Operating temperature [°C]	< 80	< 80
Number of clamping points per level	4	4
Number of poles	1	1
Number of levels	1	1
End cover plate required	NO	NO
Testing	EN 61238-1 / EN 60947-7-1	EN 61238-1 / EN 60947-7-1
Dimensions [mm] (width / height / length)	51,5 / 59 / 95	64 / 67 / 130
Weight [g] [g]	290	550
Packing [pcs]	1	1
Order number [1 pcs]	 UK2150.21	UK2240.21
	 UK2150.12	UK2240.12
	 UK2150.24	UK2240.24




ETB 50/1x3
ETB 50/L1, L2, L3 ŠE




Rated cross-section [mm ²]	3 x 50	3 x 50	
Rated current [A] (Cu/Al)	320 / 290	160 / 145	
Short-time withstand current [A]	6 000	6 000	
Rated voltage [V]	1 000	1 000	
Rated impulse withstand voltage Uimp [V]	6 000	6 000	
Connectivity range [mm ²]	Solid conductor	2,5 ÷ 16	2,5 ÷ 16
	Stranded conductor	2,5 ÷ 50	2,5 ÷ 50
	Finely stranded conductor	4 ÷ 35	4 ÷ 35
	2 x Solid conductor	2,5 ÷ 16	2,5 ÷ 16
	2 x Stranded conductor	2,5 ÷ 25	2,5 ÷ 25
	2 x Finely stranded conductor	4 ÷ 16	4 ÷ 16
	3 x Solid conductor	2,5 ÷ 16	2,5 ÷ 16
	3 x Stranded conductor	16	16
Tightening torque [Nm]	4 (2,5 ÷ 4 mm ²)	4 (2,5 ÷ 4 mm ²)	
	10 (6 ÷ 50 mm ²)	10 (6 ÷ 50 mm ²)	
Tool	Inbus n. 5	Inbus n. 5	
Assembly method	TH 35	TH 35	
IP	20	20	
Operating temperature [°C]	< 80	< 80	
Number of clamping points per level	6	6	
Number of poles	1	3	
Number of levels	1	1	
End cover plate required	NO	NO	
Testing	EN 61238-1 / EN 60947-7-1	EN 61238-1 / EN 60947-7-1	
Dimensions [mm] (width / height / length)	49 / 43 / 49	49 / 43 / 48	
Weight [g] [g]	86	96	
Packing [pcs]	1	1	
Order number [1 pcs]		UK3050.21	UK3350.21
		UK3050.12	-
		UK3050.24	-




ETB 95/1x3

ETB 150/1x3

ETB 240/1x3

Rated cross-section [mm ²]	3 x 95	3 x 150	3 x 240
Rated current [A] (Cu/Al)	490 / 440	640 / 580	850 / 760
Short-time withstand current [A]	11 400	18 000	28 800
Rated voltage [V]	1 000	1 000	1 000
Rated impulse withstand voltage Uimp [V]	6 000	6 000	6 000
Connectivity range [mm ²]	Solid conductor	16	-
	Stranded conductor	16 ÷ 95	35 ÷ 150
	Finely stranded conductor	16 ÷ 70	35 ÷ 120
	2 x Solid conductor	16	-
	2 x Stranded conductor	16 ÷ 35	35 ÷ 70
	2 x Finely stranded conductor	16 ÷ 35	35 ÷ 70
3 x Solid conductor	16	-	-
	3 x Stranded conductor	16 ÷ 25	35 ÷ 50
Tightening torque [Nm]	14 (16 ÷ 95 mm ²)	14 (35 ÷ 95 mm ²)	14 (35 ÷ 70 mm ²)
	-	24 (120 ÷ 150 mm ²)	40 (95 ÷ 240 mm ²)
Tool	Inbus n. 5	Inbus n. 8	Inbus n. 8
Assembly method	TH 35 / on the plate	TH 35 / on the plate	On the plate
IP	20	20	20
Operating temperature [°C]	< 80	< 80	< 80
Number of clamping points per level	6	6	6
Number of poles	1	1	1
Number of levels	1	1	1
End cover plate required	NO	NO	NO
Testing	EN 61238-1 / EN 60947-7-1	EN 61238-1 / EN 60947-7-1	EN 61238-1 / EN 60947-7-1
Dimensions [mm] (width / height / length)	60 / 49 / 86	74 / 59 / 95	94 / 67 / 130
Weight [g] [g]	165	290	550
Packing [pcs]	1	1	1
Order number [1 pcs]	 UK3095.21	UK3150.21	UK3240.21
	 UK3095.12	UK3150.12	UK3240.12
	 UK3095.24	UK3150.24	UK3240.24





General information

Company name: Elektro, výrobní družstvo v Bečově nad Teplou

Legal form: Cooperative

VAT number: CZ00028886

Headquarters: Becov nad Teplou, Tovarní 128, 364 64 Czech Republic

Sale:

Phone: +420 353 361 112

Mobile: +420 777 750 056

Mobile: +420 732 510 948

E-mail: odbyt@elektrobecov.cz

export@elektrobecov.com

Business Development Manager

Pier Antonio Perra

Mobile: +39 348 836 8543

E-mail: pierperra@libero.it

www.elektrobecov.com